

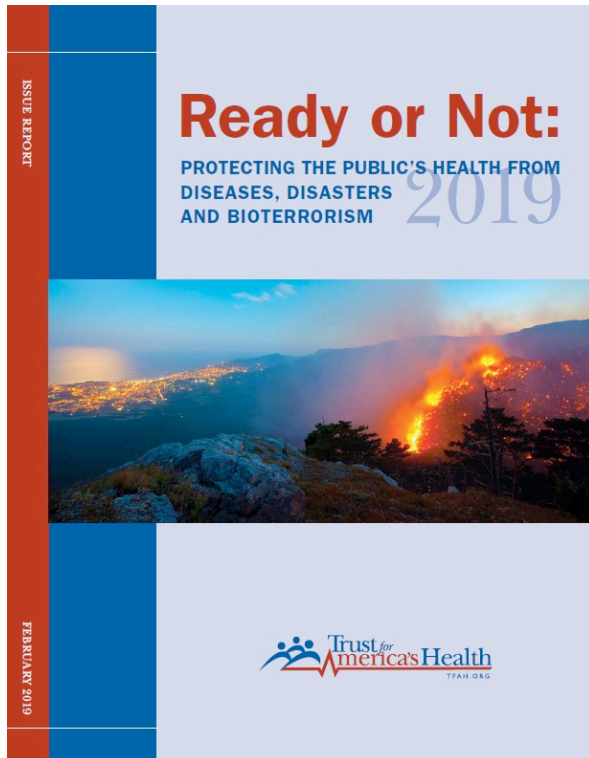


Ready or Not: Protecting the Public's Health from Diseases, Disasters and Bioterrorism

**Congressional Briefing
March 18, 2019**

**John Auerbach
President & CEO
Trust for America's Health**





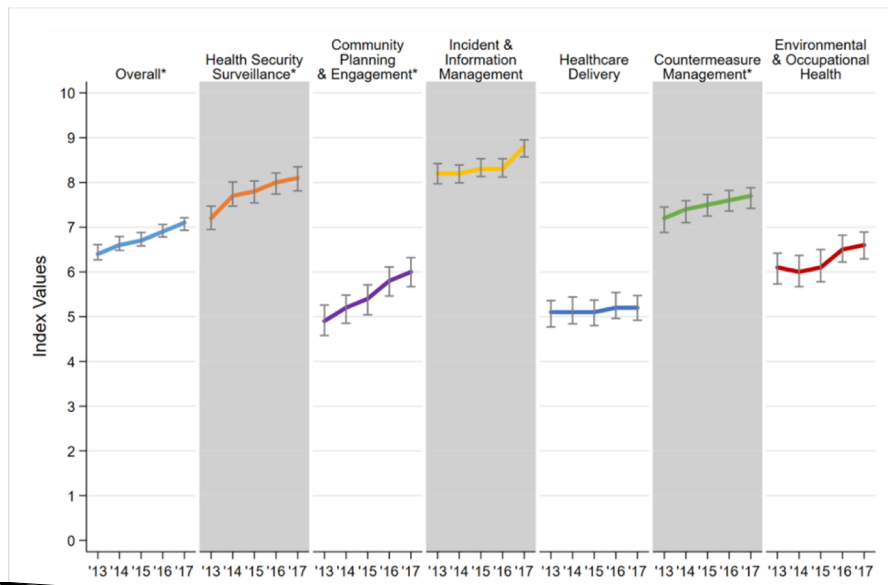
Ready or Not Report 2019

- Examines country's level of public health emergency preparedness on state-by-state basis using 10 priority indicators.
- Highlights 2018 Increase in Weather-Related Emergencies/Other Health Threats
- Major focus on policy recommendations

2018 Notable Policy Actions

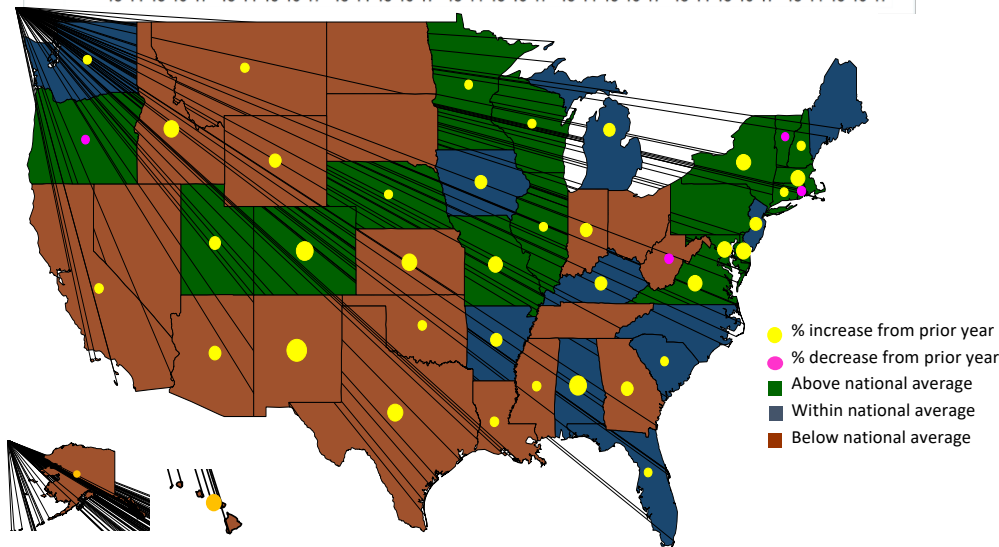
- White House releases National Biodefense Strategy
- Administration states renewed Global Health Security commitment - renewed to 2024
- HHS Sec. declared public health emergencies in CA, FL, GA, NC, SC, VA, Northern Marianas, AK, PR, USVI
- Management of Strategic National Stockpile moved from CDC to ASPR





National Health Security Preparedness Index 2018 Release Key Findings

- **Five** consecutive years of gains in health security nationally: **10.9%** increase since 2013 ($p < .05$)
- **39** states improved in 2017, 4 declined and 8 held steady.
- **Largest** gains in community engagement, surveillance, and incident management (all $p < .05$).
- Widening **regional disparities** due to slower pace of progress in South, Southwest, Mountain West.
- **43%** of U.S. population now live in areas with below-average health security, up from **18%** in 2014.
- **44 states** scored above-average in 1 or more domains, and **46 states** scored below-average in 1 or more domains. Most lead the nation in some domains, lag in other domains.



More information: www.nhspi.org

Ready or Not State-by-State Assessments

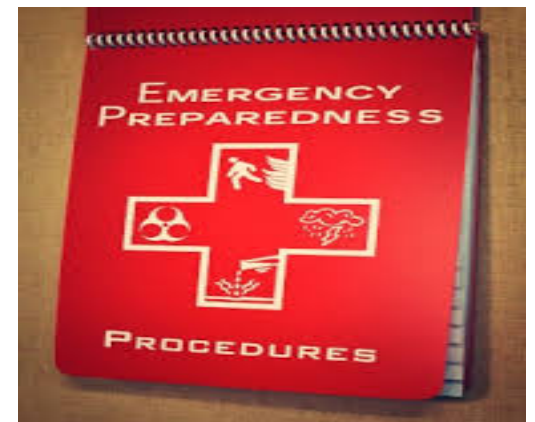
TABLE 3: Top-Priority Indicators of State Public Health Preparedness

State performance, by scoring tier, 2018

Performance Tier	States	Number of States
Top Tier	AL, CO, CT, FL, ID, KS, MA, MD, MO, MS, NC, NE, NJ, RI, VA, WA, WI	17 states
Middle Tier	CA, DC, GA, HI, IA, IL, LA, ME, MI, MN, MT, ND, NH, NM, NV, OK, OR, SC, TX, VT, WV	20 states and DC
Bottom Tier	AK, AR, AZ, DE, IN, KY, NY, OH, PA, SD, TN, UT, WY	13 states

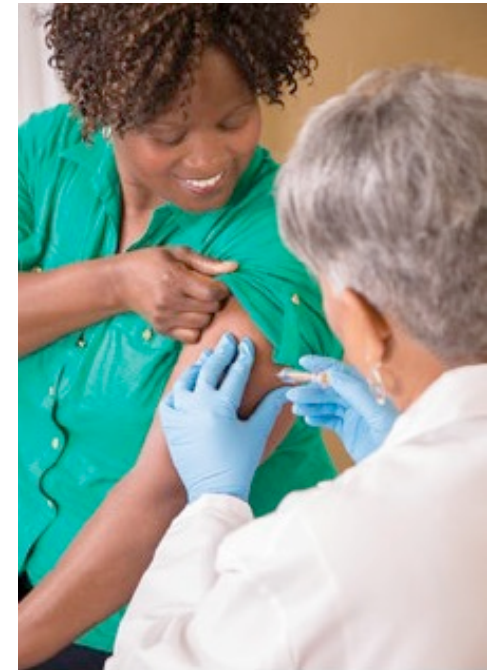
Key State Findings - Progress

- 44 state public health labs had plans for a surge
- Most states accredited in public health, emergency mgmt or both
- Most residents had access to safe water
- 89% of hospitals participated in healthcare coalition, on average

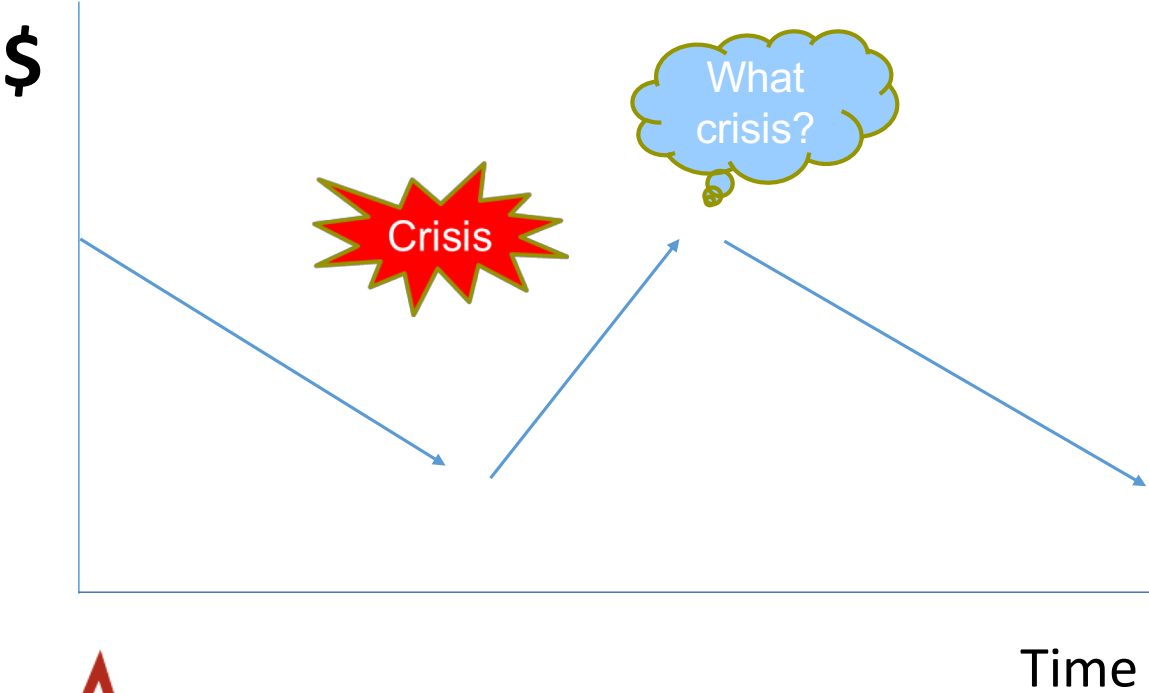


Key State Findings - Gaps

- Seasonal flu vaccination rates fell to only 42%
- Only 55% of employed residents had paid time off
- 31 states participated in Nurse Licensure Compact
- 28 % of hospitals earned top-quality patient safety grade



Public Health Emergency Funding and Attention Cycle



Key Federal Recommendations

- Pass PAHPA
- Provide increased, stable funding
- Create emergency response fund
- Strengthen medical countermeasures
- Address antimicrobial resistance & vaccine infrastructure
- Strengthen healthcare preparedness
- Focus on populations at greatest risk

For More Information

- Report and Findings can be found at www.tfah.org.
- Follow TFAH on Twitter @HealthyAmerica1
- Contact Dara Lieberman, TFAH's Director of Government Relations at dliberman@tfah.org.